

Create Your Life



Smad

SMAD ELECTRIC APPLIANCES CO.,LTD.
NO.2 Heilongjiang South Road, Shibe District, Qingdao, China

Website : <https://www.smad.com.cn>

Email : info@smad.com.cn

Tel : +86532-86101152

Fax : +86532-86101153



Smad

**GLOBAL LEADING BRAND FOR
HOME APPLIANCES**

2021 Washing Machine





Contents

Company Profile

Products

1	Front Loading	1-7
	Combo Washer&Dryer	8
2	Top Loading	9-20
3	Twin Tub	21-28
4	Clothes Dryer	29-31

Company Profile

Higher Quality Better Life

Qingdao Smad Electric Appliances Co., Ltd. (SMAD) was established in 1999. After many years of hard work, we have become a normalized and professional enterprise. Now SMAD has a staff of 600 persons and an annual output of 350 million Yuan. One sole proprietorship factory and two joint venture factories which are equipped with top-level production equipment and testing facilities can provide support for us.

Company Culture

At SMAD we work as a close-knit family, not only within ourselves but also with our clients. We believe that unity and teamwork make the path for our success. Our mutual trust fosters a culture that embraces curiosity and challenges, which allows us to exceed our clients expectations and succeed in every way.

Our Vision

To be the top manufacturer and exporter of electric home appliances, offering high quality products developed by creative thinking to ensure customers' total satisfaction.

Social Responsibility

Smad is a great place to work. We care about our people and think about our employees as partners to cultivate the full potential of them and encourage them to pursue work-life balance.

We believe in the coexistence of humans and nature to reach the productive harmony, capable of fulfilling social and economic requirements for present and future generations.

Our Mission

We are customer-centric and create a future growth market. We encourage and demand in-depth development and responsible actions. We are always one step ahead of the competition.

Front Loading

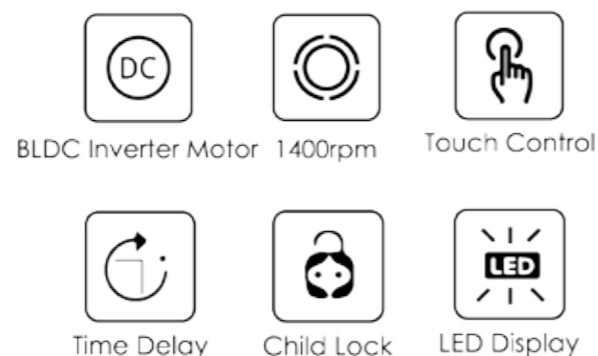
CREATE YOUR LIFE

Global Leading Brand For High-end
Kitchen Appliances

1



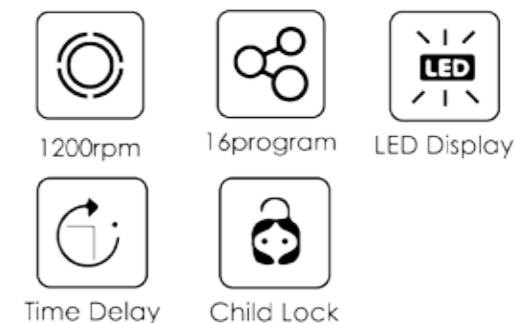
Front Loading DWF



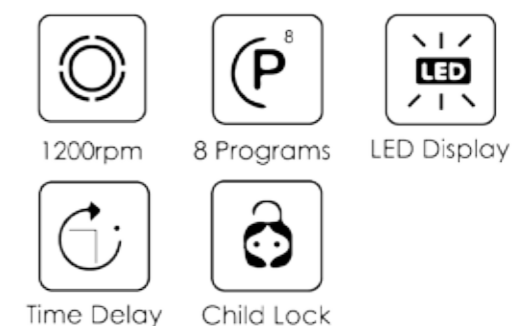
Model	DWF-70B14LBX(7408)	DWF-80B14LBX(8408)
Washing Capacity(kg)	7	8
Spin Speed(rpm)	1400	1400
Product(W*D*H)(mm)	595*555*845	595*620*845
Packaging(W*D*H)(mm)	655*570*870	675*650*870
Weight (Kg)	60	64
Loading (40HQ)	214 pcs	160 pcs

Model	DWF-90B14LBX(9418)	DWF-100B14LBX(0451)
Washing Capacity(kg)	9	10
Spin Speed(rpm)	1400	1400
Product(W*D*H)(mm)	595*620*845	595*620*845
Packaging(W*D*H)(mm)	675*650*870	675*650*890
Weight (Kg)	64	68
Loading (40HQ)	160 pcs	160 pcs

DWF Front Loading

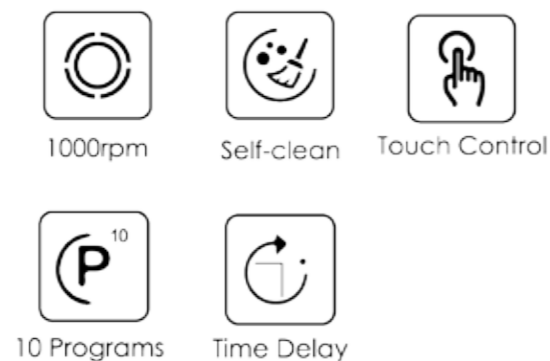


Model	DWF-70A12LBX(7128)	DWF-80A12LBX(7528)	DWF-90A12LBX(8128)
Washing Capacity(kg)	7	8	9
Spin Speed(rpm)	1200	1200	1200
Product(W*D*H)(mm)	595*470*845	595*470*845	595*535*845
Packaging(W*D*H)(mm)	655*570*860	655*570*860	675*650*860
Weight (Kg)	60	64	64
Loading (40HQ)	214 pcs	214 pcs	160 pcs



Model	DWF-60A12LBX(6205)	DWF-70A12LBX(7205)	DWF-80A12LBX(8205)
Washing Capacity(kg)	6	7	8
Spin Speed(rpm)	1200	1200	1200
Product(W*D*H)(mm)	595*430*845	595*470*845	595*535*845
Packaging(W*D*H)(mm)	655*530*860	655*570*860	675*650*860
Weight (Kg)	58	60	64
Loading (40HQ)	226 pcs	214 pcs	160 pcs

Front Loading DWF

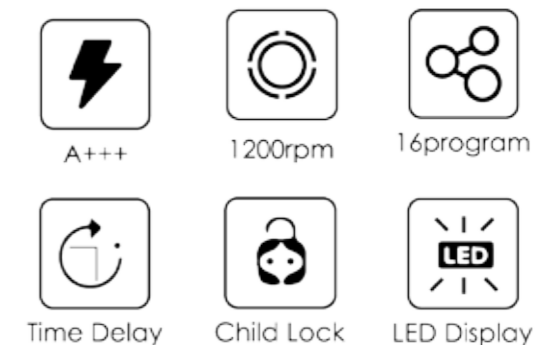


Model	DWF-60A10LBX(3112)	DWF-70A10LBX(7122)	DWF-90A10LBX(8112)
Washing Capacity(kg)	6	7	9
Spin Speed(rpm)	1000	1000	1000
Product(W*D*H)(mm)	595*430*845	595*470*845	595*535*845
Packaging(W*D*H)(mm)	655*530*860	655*570*860	675*650*860
Weight (Kg)	58	60	64
Loading (40HQ)	226 pcs	214 pcs	160 pcs



Model	DWF-60A10DBX(6011)	DWF-70A10DBX(6012)	DWF-80A10DBX(6012)
Washing Capacity(kg)	6	7	8
Spin Speed(rpm)	1000	1000	1000
Product(W*D*H)(mm)	595*430*845	595*470*845	595*535*845
Packaging(W*D*H)(mm)	655*530*860	655*570*860	675*650*860
Weight (Kg)	58	60	64
Loading (40HQ)	226 pcs	214 pcs	160 pcs

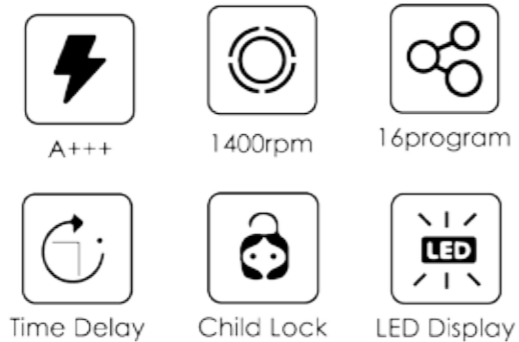
DWF Front Loading



Model	DWF-60A10LBTE	DWF-60A12LBTE	DWF-70A12LBTE
Washing Capacity(kg)	6	6	7
Spin Speed(rpm)	1000	1200	1200
Product(W*D*H)(mm)	595*470*850	595*470*850	595*520*850
Packaging(W*D*H)(mm)	650*510*890	650*510*890	650*575*890
Weight (Kg)	53	54	57
Loading (40HQ)	244 pcs	244 pcs	214 pcs

Model	DWF-85A12LBTE	DWF-85C14LBTE	DWF-90C14LBTE
Washing Capacity(kg)	8.5	8.5	9
Spin Speed(rpm)	1200	1400	1400
Product(W*D*H)(mm)	595*560*850	595*560*850	595*560*850
Packaging(W*D*H)(mm)	650*615*890	650*615*890	650*615*890
Weight (Kg)	60	60	62
Loading (40HQ)	171 pcs	171 pcs	171 pcs

Front Loading DWF



Model	DWF-90C14LKTE	DWF-100B14LKTE
Washing Capacity(kg)	9	10
Spin Speed(rpm)	1400	1400
Product(W*D*H)(mm)	595*570*850	595*625*850
Packaging(W*D*H)(mm)	655*625*890	671*691*890
Weight (Kg)	62	70
Loading (40HQ)	171 pcs	153 pcs

DWF Front Loading








Model	DWF-60C10KH	DWF-80C12KH
Washing Capacity(kg)	6	8
Spin Speed(rpm)	1000	1200
Product(W*D*H)(mm)	595*460*850	595*595*845
Packaging(W*D*H)(mm)	660*520*890	660*650*890
Weight (Kg)	60	65
Loading (40HQ)	249 pcs	162 pcs



Model	DWF-90C14KH	DWF-10C14KH
Washing Capacity(kg)	9	10
Spin Speed(rpm)	1400	1400
Product(W*D*H)(mm)	595*610*845	595*660*845
Packaging(W*D*H)(mm)	660*670*890	660*720*890
Weight (Kg)	70	75
Loading (40HQ)	159 pcs	150 pcs

Combo Washer&Dryer **DWF**



 Washer & Dryer 2 in 1 1400rpm
 16program
 Time Delay
 Child Lock
 LED Display

Model	DWF-80C14LBTE	DWF-90C14LBTE	DWF-100C14LBTE
Washing Capacity(kg)	8	9	10
Drying Capacity(kg)	5	6	7
Spin Speed(rpm)	1400	1400	1400
Product(W*D*H)(mm)	595*560*850	595*560*850	595*560*850
Packaging(W*D*H)(mm)	660*620*890	660*620*890	660*620*890
Weight (Kg)	60	63	65
Loading (40HQ)	171 pcs	171 pcs	171 pcs



 Washer & Dryer 2 in 1 1400rpm
 16program

Model	DWF-90C14LTHD60	DWF-100C14LTHD70
Washing Capacity(kg)	9	10
Drying Capacity(kg)	6	7
Spin Speed(rpm)	1400	1400
Product(W*D*H)(mm)	595*610*845	595*660*845
Packaging(W*D*H)(mm)	660*670*890	660*720*890
Weight (Kg)	70	75
Loading (40HQ)	150 pcs	150 pcs

Top Loading

CREATE YOUR LIFE

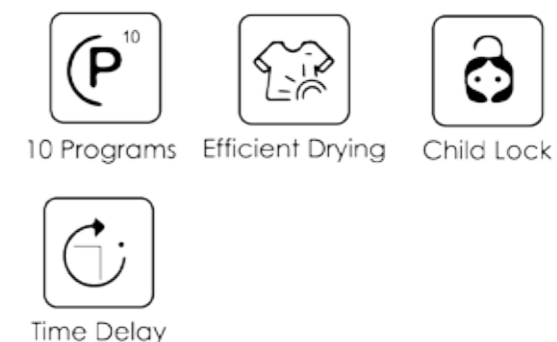
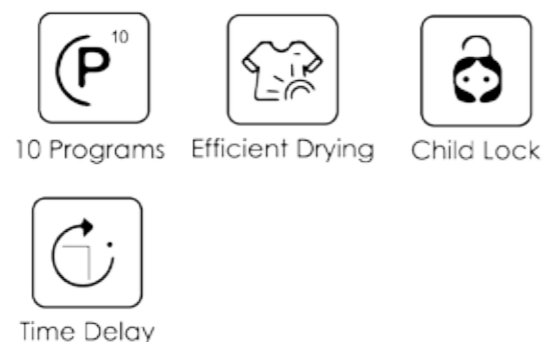
Global Leading Brand For High-end Kitchen Appliances

2



Top Loading DWT

DWT Top Loading

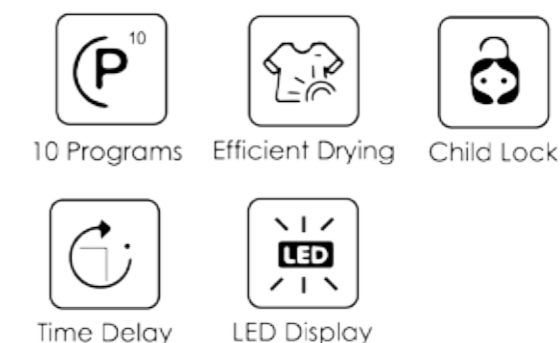
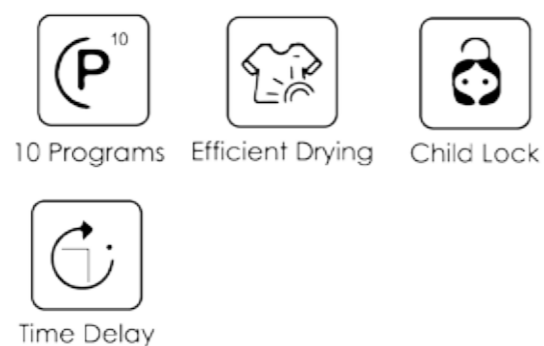


Model	DWT-60ADBZ(A479)	DWT-70ADBZ(A479)
Washing Capacity(kg)	6	7
No. of Programs	10	10
Spin Speed(rpm)	740	740
Product(W*D*H)(mm)	500*500*860	525*525*885
Packaging(W*D*H)(mm)	555*565*930	565*585*910
Weight (Kg)	25	26
Loading (40HQ)	214 pcs	210 pcs

Model	DWT-60ADBZ(B479)	DWT-70ADBZ(B479)	DWT-90ADBZ(B479)
Washing Capacity(kg)	6	7	9
No. of Programs	10	10	10
Spin Speed(rpm)	740	740	700
Product(W*D*H)(mm)	495*500*860	525*525*885	575*575*950
Packaging(W*D*H)(mm)	555*565*930	565*585*910	620*640*990
Weight (Kg)	25	26	29
Loading (40HQ)	214 pcs	210 pcs	150 pcs

Model	DWT-80ADBZ(A479)	DWT-90ADBZ(A479)
Washing Capacity(kg)	8	9
No. of Programs	10	10
Spin Speed(rpm)	740	700
Product(W*D*H)(mm)	550*550*910	575*575*950
Packaging(W*D*H)(mm)	580*600*990	620*640*990
Weight (Kg)	30	29
Loading (40HQ)	190 pcs	150 pcs





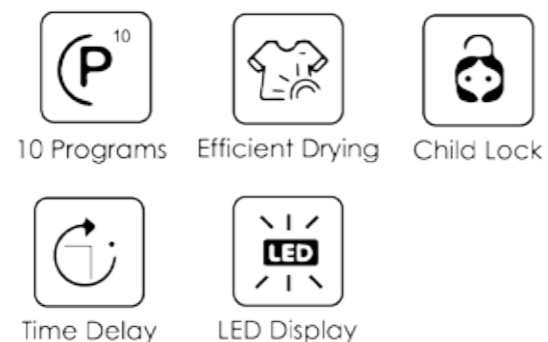
Model	DWT-60ADBZ(D479)	DWT-70ADBZ(D479)
Washing Capacity(kg)	6	7
No. of Programs	10	10
Spin Speed(rpm)	740	740
Product(W*D*H)(mm)	495*500*860	525*525*885
Packaging(W*D*H)(mm)	555*565*930	565*585*910
Weight (Kg)	25	30
Loading (40HQ)	214 pcs	210 pcs

Model	DWT-60ALBZ(B778)	DWT-70ALBZ(B778)
Washing Capacity(kg)	6	7
No. of Programs	8	8
Spin Speed(rpm)	740	740
Product(W*D*H)(mm)	500*500*860	525*545*895
Packaging(W*D*H)(mm)	555*565*930	565*585*935
Weight (Kg)	26	27
Loading (40HQ)	214 pcs	208 pcs

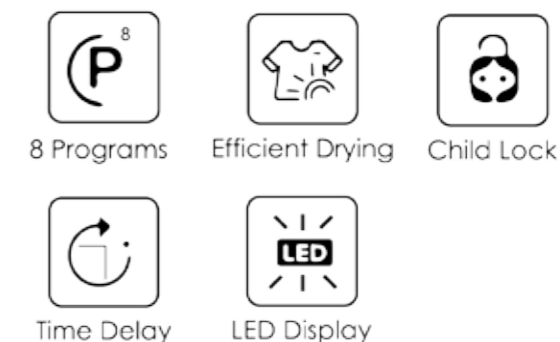
Model	DWT-80ADBZ(D479)	DWT-90ADBZ(D479)
Washing Capacity(kg)	8	9
No. of Programs	10	10
Spin Speed(rpm)	740	700
Product(W*D*H)(mm)	550*550*910	575*575*950
Packaging(W*D*H)(mm)	580*600*990	620*640*990
Weight (Kg)	30	29
Loading (40HQ)	190 pcs	150 pcs

Model	DWT-80ALBZ(B778)	DWT-90ALBZ(B778)
Washing Capacity(kg)	8	9
No. of Programs	8	8
Spin Speed(rpm)	700	700
Product(W*D*H)(mm)	550*570*910	575*575*950
Packaging(W*D*H)(mm)	580*600*980	620*640*1005
Weight (Kg)	30	31
Loading (40HQ)	198 pcs	150 pcs

Top Loading DWT



DWT Top Loading



Model	DWT-70ALBZ(A678)	DWT-80ALBZ(A678)
Washing Capacity(kg)	7	8
No. of Programs	8	8
Spin Speed(rpm)	740	700
Product(W*D*H)(mm)	525*545*895	550*570*910
Packaging(W*D*H)(mm)	565*585*935	580*600*980
Weight (Kg)	27	30
Loading (40HQ)	208 pcs	198 pcs

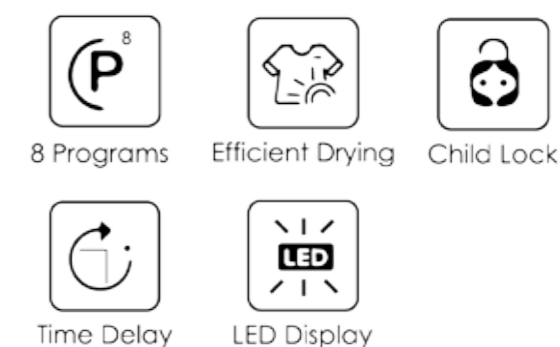
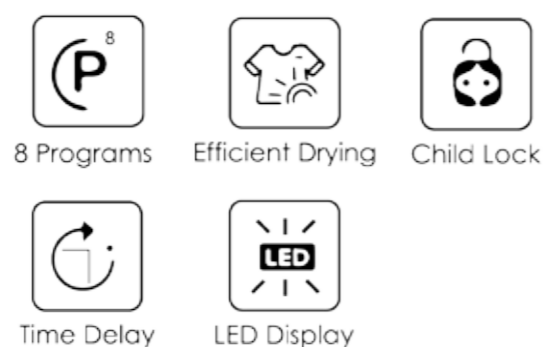
Model	DWT-70ALBZ(A578)	DWT-80ALBZ(A578)	DWT-90ALBZ(A578)
Washing Capacity(kg)	7	8	9
No. of Programs	8	8	8
Spin Speed(rpm)	740	740	740
Product(W*D*H)(mm)	540*540*920	550*560*945	570*580*985
Packaging(W*D*H)(mm)	580*600*1010	640*650*995	670*660*1035
Weight (Kg)	29	33	34
Loading (40HQ)	196 pcs	144 pcs	114 pcs

Model	DWT-90ALBZ(A678)	DWT-120ADBZ(A678)
Washing Capacity(kg)	9	12
No. of Programs	8	8
Spin Speed(rpm)	700	700
Product(W*D*H)(mm)	575*575*950	615*645*965
Packaging(W*D*H)(mm)	620*640*1005	670*680*1060
Weight (Kg)	31	38
Loading (40HQ)	150 pcs	102 pcs



Top Loading DWT

DWT Top Loading



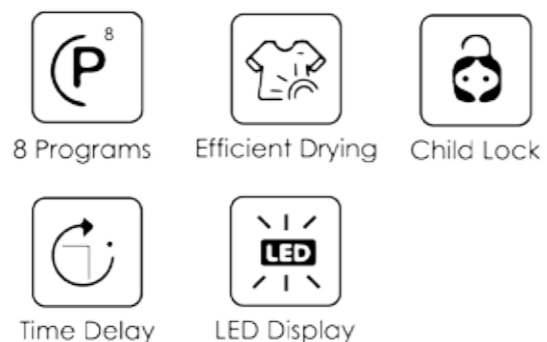
Model	DWT-70ALBZ(469T)	DWT-80ALBZ(469T)
Washing Capacity(kg)	7	8
No. of Programs	8	8
Spin Speed(rpm)	740	740
Product(W*D*H)(mm)	540*540*920	550*560*945
Packaging(W*D*H)(mm)	580*600*1010	640*650*995
Weight (Kg)	31	33
Loading (40HQ)	196 pcs	144 pcs

Model	DWT-70ALBZ(469A)	DWT-80ALBZ(469A)	DWT-120ALBZ(469A)
Washing Capacity(kg)	7	8	12
No. of Programs	8	8	8
Spin Speed(rpm)	740	740	670
Product(W*D*H)(mm)	540*540*920	550*560*945	605*615*990
Packaging(W*D*H)(mm)	580*600*1010	640*650*995	670*680*1030
Weight (Kg)	31	33	42
Loading (40HQ)	196 pcs	144 pcs	102 pcs

Model	DWT-90ALBZ(469T)	DWT-120ALBZ(469T)
Washing Capacity(kg)	9	12
No. of Programs	8	8
Spin Speed(rpm)	700	670
Product(W*D*H)(mm)	570*580*985	605*615*990
Packaging(W*D*H)(mm)	670*660*1035	670*680*1030
Weight (Kg)	34	42
Loading (40HQ)	114 pcs	102 pcs



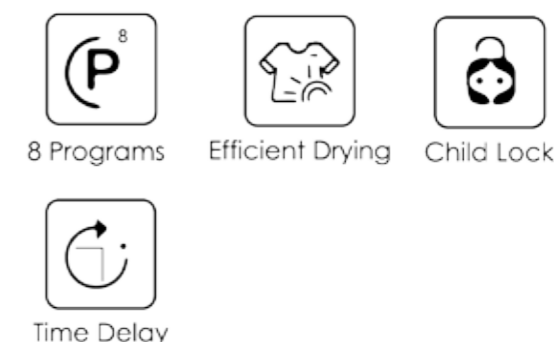
Top Loading DWT



Model	DWT-70ALBZ(A768)	DWT-80ALBZ(A768)	DWT-90ALBZ(A768)
Washing Capacity(kg)	7	8	9
No. of Programs	8	8	8
Spin Speed(rpm)	740	740	700
Product(W*D*H)(mm)	540*590*935	550*610*955	570*630*995
Packaging(W*D*H)(mm)	640*650*1000	650*680*1035	660*690*1085
Weight (Kg)	34	36	40
Loading (40HQ)	144 pcs	108 pcs	108 pcs

Model	DWT-120ALBZ(A768)	DWT-150ALBZ(A768)	DWT-180ALBZ(A768)
Washing Capacity(kg)	12	15	18
No. of Programs	8	8	8
Spin Speed(rpm)	700	700	700
Product(W*D*H)(mm)	605*665*995	685*700*1060	685*700*1095
Packaging(W*D*H)(mm)	700*730*1085	745*765*1145	745*765*1175
Weight (Kg)	42	54	55
Loading (40HQ)	102 pcs	96 pcs	96 pcs

DWT Top Loading



Model	DWT-80ADBZ(B678)	DWT-90ADBZ(B678)
Washing Capacity(kg)	8	9
No. of Programs	8	8
Spin Speed(rpm)	700	700
Product(W*D*H)(mm)	550*570*910	575*575*950
Packaging(W*D*H)(mm)	580*600*980	620*640*1005
Weight (Kg)	30	31
Loading (40HQ)	198 pcs	150 pcs

CREATE YOUR LIFE



CREATE YOUR LIFE



Twin Tub

CREATE YOUR LIFE

Global Leading Brand For High-end
Kitchen Appliances

3





Model	DWD-50AKM (D01)	DWD-60AKM (D01)	DWD-70AKM (D01)
Washing Capacity(kg)	5	6	6.5
Wash Power	240	320	320
Spin Power	125	125	120
Product(W*D*H)(mm)	709*402*845	735*430*845	761*448*885
Packaging(W*D*H)(mm)	730*425*880	760*453*885	778*475*918
Weight (Kg)	17.5	18	19.5
Loading (40HQ)	262 pcs	234 pcs	210 pcs

Model	DWD-80AKM (D01)	DWD-100AKM (D01)
Washing Capacity(kg)	8	10
Wash Power	370	400
Spin Power	135	135
Product(W*D*H)(mm)	827*485*862	870*512*957
Packaging(W*D*H)(mm)	840*505*894	886*546*992
Weight (Kg)	21	23
Loading (40HQ)	170 pcs	136 pcs



Model	DWD-50AKM (C01)	DWD-60AKM (C01)	DWD-70AKM (C01)
Washing Capacity(kg)	5	6	6.5
Wash Power	240	320	320
Spin Power	125	125	120
Product(W*D*H)(mm)	709*402*845	735*430*845	761*448*885
Packaging(W*D*H)(mm)	730*425*880	760*453*885	778*475*920
Weight (Kg)	17.5	18	19.5
Loading (40HQ)	262 pcs	234 pcs	210 pcs

Model	DWD-80AKM (C01)	DWD-100AKM (C01)	DWD-120AKM (C01)
Washing Capacity(kg)	8	10	12
Wash Power	400	400	450
Spin Power	135	135	180
Product(W*D*H)(mm)	870*512*957	870*512*957	902*537*984
Packaging(W*D*H)(mm)	886*546*992	886*546*992	950*580*1050
Weight (Kg)	23.5	23	30.5
Loading (40HQ)	170 pcs	136 pcs	120 pcs



Model	DWD-60AKM (J01)	DWD-70AKM (J01)	DWD-80AKM (J01)
Washing Capacity(kg)	6	6.5	8
Wash Power	320	320	370
Spin Power	125	120	135
Product(W*D*H)(mm)	735*430*845	761*448*885	827*485*862
Packaging(W*D*H)(mm)	760*453*880	778*475*918	840*505*894
Weight (Kg)	18	19.5	21
Loading (40HQ)	234 pcs	210 pcs	170 pcs

Model	DWD-100AKM (J01)	DWD-120AKM (J01)
Washing Capacity(kg)	10	12
Wash Power	400	450
Spin Power	135	180
Product(W*D*H)(mm)	870*512*975	902*537*985
Packaging(W*D*H)(mm)	886*546*1005	950*580*1050
Weight (Kg)	25	32
Loading (40HQ)	136 pcs	120 pcs



Model	DWD-60AKM (E08)	DWD-70AKM (E08)	DWD-80AKM (E08)
Washing Capacity(kg)	6	6.5	8
Wash Power	320	320	370
Spin Power	125	120	135
Product(W*D*H)(mm)	735*430*845	761*448*885	827*485*862
Packaging(W*D*H)(mm)	760*453*885	778*475*918	840*505*894
Weight (Kg)	18.5	19.5	21
Loading (40HQ)	234 pcs	210 pcs	170 pcs

Model	DWD-100AKM (E08)	DWD-120AKM (E08)	DWD-140AKM (E08)
Washing Capacity(kg)	10	12	14
Wash Power	400	450	550
Spin Power	135	180	220
Product(W*D*H)(mm)	870*512*957	931*553*1052	995*555*1155
Packaging(W*D*H)(mm)	886*546*992	970*580*1100	1020*580*1200
Weight (Kg)	23	31.5	38.5
Loading (40HQ)	136 pcs	120 pcs	92 pcs

Twin Tub

DWD



Model	DWD-60AKM (E06)	DWD-70AKM (E06)	DWD-80AKM (E06)
Washing Capacity(kg)	6	6.5	8
Wash Power	320	320	370
Spin Power	125	120	135
Product(W*D*H)(mm)	735*430*845	761*448*885	827*485*862
Packaging(W*D*H)(mm)	760*453*885	778*475*918	840*505*894
Weight (Kg)	18.5	19.5	21
Loading (40HQ)	234 pcs	210 pcs	170 pcs

Model	DWD-100AKM (E06)	DWD-120AKM (E06)	DWD-140AKM (E06)
Washing Capacity(kg)	10	12	14
Wash Power	400	450	550
Spin Power	135	180	220
Product(W*D*H)(mm)	870*512*957	931*553*1052	995*555*1155
Packaging(W*D*H)(mm)	886*546*992	970*580*1100	1020*580*1200
Weight (Kg)	23	31.5	38.5
Loading (40HQ)	136 pcs	120 pcs	92 pcs

DWD

Twin Tub



Model	DWD-140AKM (E02)	DWD-120AKM (E04)
Washing Capacity(kg)	14	12
Wash Power	550	450
Spin Power	220	180
Product(W*D*H)(mm)	995*555*1155	902*537*974
Packaging(W*D*H)(mm)	1020*580*1200	950*580*1050
Weight (Kg)	37.5	30
Loading (40HQ)	92 pcs	120 pcs



Model	DWD-120AKM (E05)
Washing Capacity(kg)	12
Wash Power	450
Spin Power	180
Product(W*D*H)(mm)	931*553*1052
Packaging(W*D*H)(mm)	970*580*1100
Weight (Kg)	31.5
Loading (40HQ)	120 pcs



Clothes Dryer

CREATE YOUR LIFE

Global Leading Brand For High-end
Kitchen Appliances

4





Model	DDF-70ALBG(Q1)	DDF-70AFBG(Q5)
Drying Capacity(kg)	7	7
Type	Air vented	Air vented
Programs	15 + 5 buttons	15 + 4 buttons
Product(W*D*H)(mm)	595*555*850	595*555*850
Packaging(W*D*H)(mm)	655*575*855	655*575*855
Weight (Kg)	30	30
Loading (40HQ)	215 pcs	215 pcs

Model	DDF-80ALBG(S5)
Drying Capacity(kg)	8
Type	Condenser
Programs	15
Product(W*D*H)(mm)	595*630*850
Packaging(W*D*H)(mm)	660*685*890
Weight (Kg)	40.5
Loading (40HQ)	162 pcs



Model	DDF-70ALBG(T5)	DDF-80ALBG(S1)
Drying Capacity(kg)	7	8
Type	Air vented	Electronic, condenser
Programs	15 + 5 buttons	15+5 buttons
Product(W*D*H)(mm)	595*555*850	595*850*630
Packaging(W*D*H)(mm)	655*575*855	660*890*700
Weight (Kg)	30	40
Loading (40HQ)	215 pcs	162 pcs

CREATE YOUR LIFE

